

## MECCANISMI TRASFORMABILI

# Evening

elettrosaldata • doga

Meccanismo trasformabile in letto mediante la semplice apertura a scorrimento anteriore. Dotato sulla base di attacchi per l'inserimento di braccioli e spalliera.

Telaio in tubo da mobilio ad alta resistenza con verniciatura epossidica.

Piano dormita con doghe in legno o rete in acciaio elettrosaldato.

Può essere fornito anche di materasso in poliuretano in varie altezze rivestito in cotone o tnt.

*A mechanism that converts to a bed by simply opening and sliding it out to the front. The base is fitted with attachments for the insertion of armrests and back.*

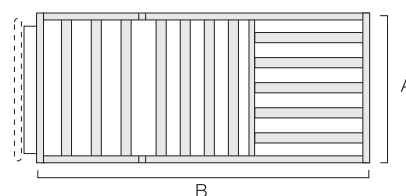
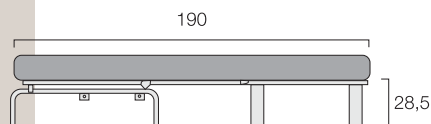
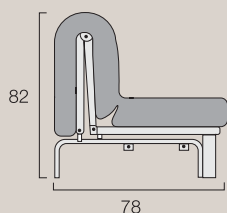
*Ultra-strong frame in furniture tubing painted with epoxy powders.*

*Sleeping surface with wooden slats or base in fuse-bonded steel.*

*Also available with polyurethane mattress of various heights, covered with cotton or tnt.*



articolo	A	B	Dimensione Materasso
Mec 107 Evening EI 160	160	190	160x190x9/12
Mec 107 Evening EI 120	120	190	120x190x9/12
Mec 107 Evening EI 80	80	190	80x190x9/12
Mec 107 Evening D 160	160	190	160x190x9/12
Mec 107 Evening D 120	120	190	120x190x9/12
Mec 107 Evening D 80	80	190	80x190x9/12





Materasso in poliuretano - Rivestimento in cotone losangato.

