

MECCANISMI DA INSERIMENTO

Tre Pieghe elettrosaldata

Meccanismo da inserimento con apertura a tre pieghe dal minimo ingombro.

Telaio in tubo da mobilio ad alta resistenza con verniciatura epossidica.


Piano dormita con rete in acciaio elettrosaldato. Può essere fornito anche di materasso in poliuretano con rivestimento in cotone losangato o rivestimento in tnt.

Small-sized insertion mechanism with three-fold opening.

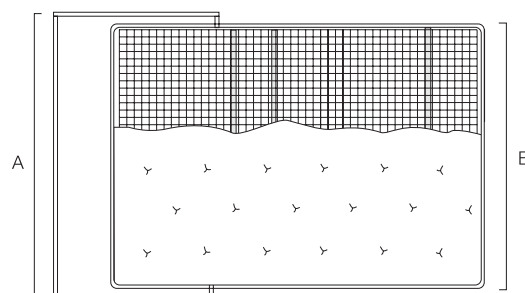
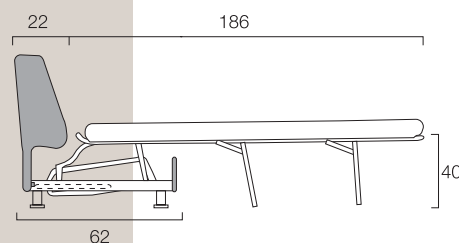
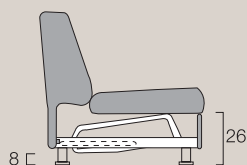
Ultra-strong frame in furniture tubing painted with epoxy powders.

Sleeping surface with base in fuse-bonded steel.

Also available with polyurethane mattress covered with quilted cotton or tnt.



articolo	A	B	Dimensione Materasso
Mec 101 Tre pieghe el 162	162	148	143x178x7
Mec 101 Tre pieghe el 152	152	138	133x178x7
Mec 101 Tre pieghe el 142	142	128	123x178x7
Mec 101 Tre pieghe el 132	132	118	113x178x7
Mec 101 Tre pieghe el 122	122	108	103x178x7
Mec 101 Tre pieghe el 112	112	98	93x178x7
Mec 101 Tre pieghe el 102	102	88	83x178x7
Mec 101 Tre pieghe el 92	92	78	73x178x7
Mec 101 Tre pieghe el 82	82	68	63x178x7





Materasso in poliuretano - Rivestimento in cotone losangato.

